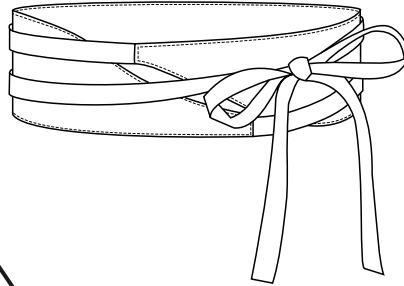


WRAP BELT

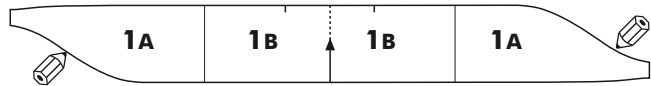
Sizes: 34-36-38-40-42-44-46-48-50-52

OTTOBRE design®
2/2018



MATERIALS

- 40 cm linen fabric (LI), width 135 cm, weight 195 g/m²
- 25...40 cm interfacing, Vlieseline® G 700



PATTERN PIECES

cut

1A+1B	belt piece	2
✂	tie string	2

CUTTING

Join pattern pieces 1A and 1B, then draw a pattern for the whole belt piece as indicated by the small-scale pattern. Cut belt pieces from linen fabric, adding 10 mm seam allowances to all edges. Cut also two 6 cm x 115-117-119-121-123-125-127-130-133-135 cm strips for tie strings (measurements include seam allowances).

SEWING

Construction techniques: Stitch seams with straight stitch. No seam finish is necessary as all seam allowances will be concealed within belt.

Stabilizing: Fuse interfacing to both belt pieces.

Joining: Fold tie string in half lengthwise, right sides together, and stitch long edges together. Fold seam allowances along long edge onto tie string at one end of string and stitch across end (see illustration 1). Construct the other tie string in the same way. Turn tie strings right side out using a safety pin as a tool and press them flat thoroughly. Pin belt pieces right sides together, then stitch upper and lower edges of belt. Leave opening for turning in the middle of upper edge of belt as marked on pattern. Clip seam allowances along curves and press straight portions of seams open.

1A

OTTOBRE

WRAP BELT

Thread open ends of tie strings through opening for turning to ends of belt, sandwiching them between belt pieces right sides together. Fold seam allowances at upper and lower edges of belt onto belt and stitch both ends of belt (see illustration 2). Turn belt right side out and press it flat thoroughly. Edgestitch around belt, closing opening for turning at the same time.

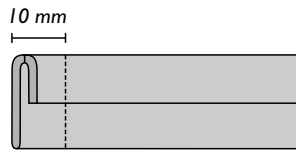


illustration 1

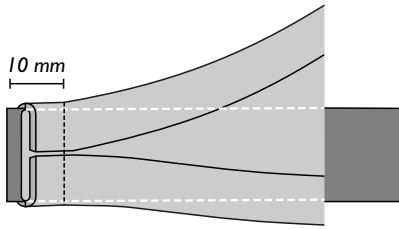


illustration 2



© Copyright

The designs, instructions and patterns are only intended for personal use by sewing hobbyists. All commercial or industrial use is prohibited. The designs, instructions, patterns, drawings and photos are protected by copyright laws and the right of reproducing them by any means or in any form is exclusively reserved for the copyright holder. The transferring of the material to a device that can be used for copying it is also regarded as reproduction. All rights reserved.

© OTTOBRE design® | STUDIO TUUMAT OY |

1B

	34
	36
	38
	40
	42
34	44
36	46
38	48
40	50
42	52
44	
46	
48	
50	
52	

KT/ls-taite-MA/r-v-d-stofvouw
 RM/FI-Stoffbruch-CB/grain-fold
 MB/tr-vikning-MDo/df-plied
 MT/hilo-doblez