

IN-SEAM ZIPPERED POCKET





OTTOBRE design®
6/2016: design 33

I

1. Lay garment's side front panel right side up and pin corresponding pattern piece to it. Stitch guide stitching for pocket opening on side front panel, stitching along edges of pattern piece.

2. Pin one zipper tape to edge of pocket opening on side front panel right sides together and stitch it in place along guide stitching from top to bottom corner of pocket opening (do not stitch horizontal ends of pocket opening yet).

Clip diagonally through seam allowance to guide stitching at corners of pocket opening.






OTTOBRE

3. Stitch top and bottom ends of pocket opening to zipper right sides together.


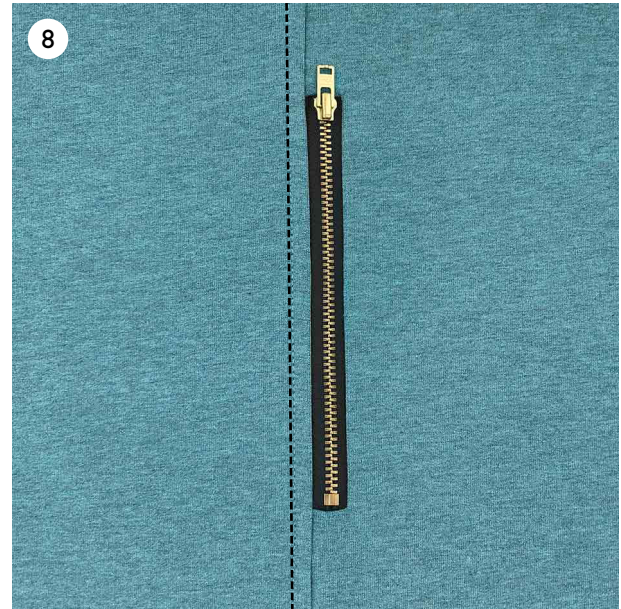
4. Serge or zigzag raw vertical edges of center front and side panels, as well as raw edges of pocket pieces.

5. Pin and stitch center front and side front panels right sides together, stitching the other zipper tape to edge of pocket opening on center front panel at the same time.

6. Pin and stitch inner pocket piece to seam allowance along pocket opening on side front panel right sides together, sandwiching zipper in between; place stitching close to stitching line that attaches zipper.



OTTOBRE



7. Pin and stitch outer pocket piece to seam allowance along pocket opening on center front panel in the same way, right sides together.

8. Fold seam allowances toward center front panel and topstitch the seam that joins center front and side front panels, using presser-foot edge as guide; flip pocket pieces out of the way as you topstitch.

9. Pin and stitch pocket pieces together.

10. Topstitch vertical edge of pocket opening on side front panel close to edge and, at the same time, stitch horizontal rows of reinforcing stitching across each end of pocket opening.

© Copyright

The designs, instructions and patterns are only intended for personal use by sewing hobbyists. All commercial or industrial use is prohibited. The designs, instructions, patterns, drawings and photos are protected by copyright laws and the right of reproducing them by any means or in any form is exclusively reserved for the copyright holder. The transferring of the material to a device that can be used for copying it is also regarded as reproduction. All rights reserved.

© OTTOBRE design® | STUDIO TUUMAT OY |

OTTOBRE